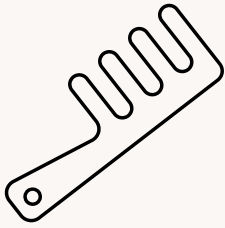


Elly-K

Wig Care Essentials

Synthetic Hair Wigs

Visit www.elly-k.com.au for all your wig care essentials




01 - De-tangle

Gently remove knots with a wide-toothed comb or wig brush, starting from the ends and working your way up.




02- Shampooing

Fill a bowl or sink with lukewarm water. Add Ellen Wille Synthetic Shampoo, swirl to mix, then submerge the wig. Let it soak for 5–10 minutes before rinsing with clean water.



03- Conditioning

Mix lukewarm water with Synthetic Conditioner in a bowl. Let the wig soak for 5–10 minutes. Use the Synthetic Spray Conditioner for extra protection between washes (use sparingly).



04 - Drying & Styling

Do not wring, twist, or brush when wet. Instead, pat dry with a towel and place the wig on a wig stand to air dry. Never use heat styling tools on synthetic wigs. Once dry, use Anti-Static Spray to protect against environmental damage and frizz. Shake the wig gently to restore its shape.

TIPS: Hair Tip Liquid regenerates and invigorates hair tips. Protects against split ends to bring back vitality. Just put a little onto fingers and work into the fibres that are looking a little lack-lustre to control that frizz and tangle. This product works on all types of wigs/hair fibres.

The Anti-Static Spray is fabulous for protecting the hair. It acts like a protective coat and provides your Human Hair or Synthetic wig/hairpiece with an anti-static, soft and shiny finish. Simply spray a few times and evenly from about 20-30 cm onto dry hair. This Anti-Static spray aims to protect the fibres of your wig/hairpiece for everyday environmental factors and eliminate any static and fly away hairs.